

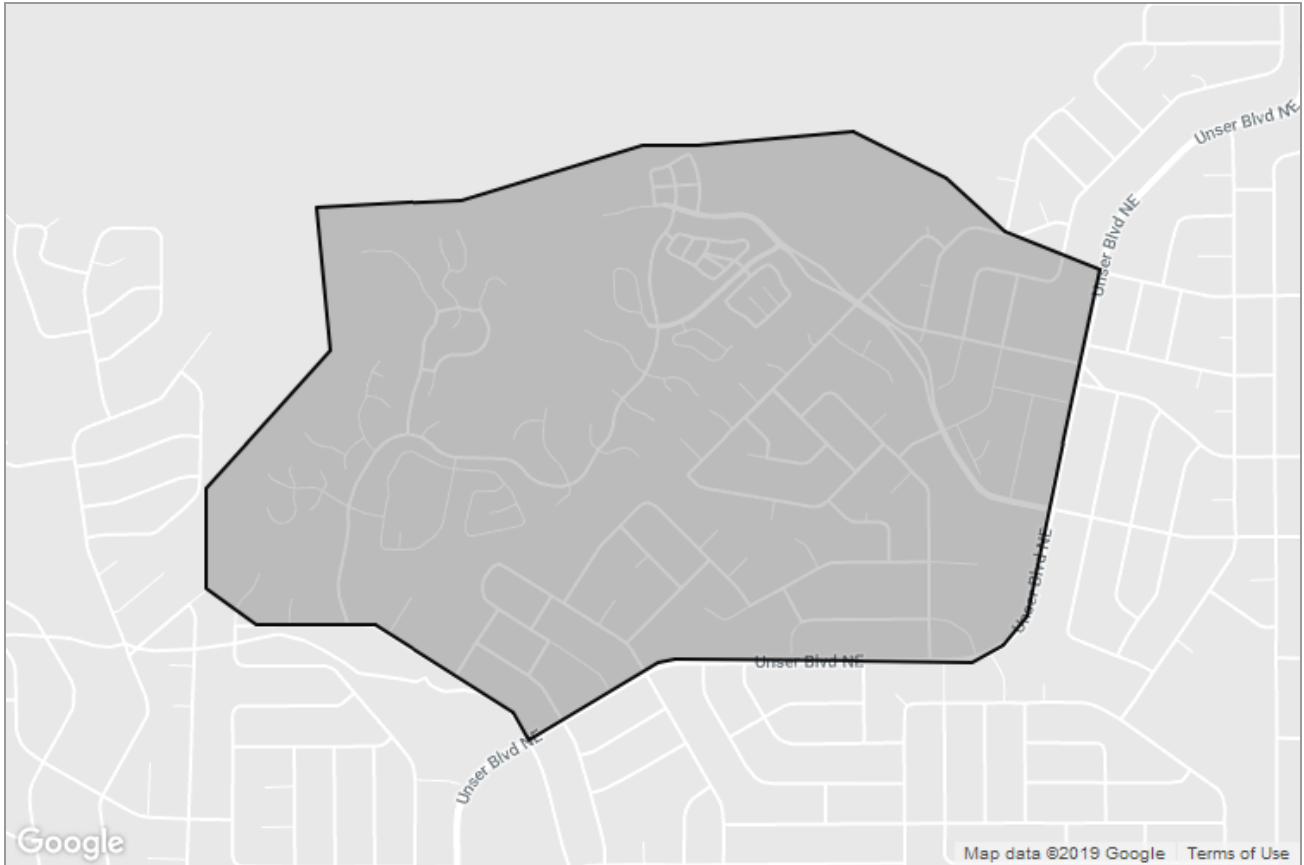


Mariposa, Rio Rancho

Market Activity Report

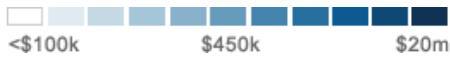
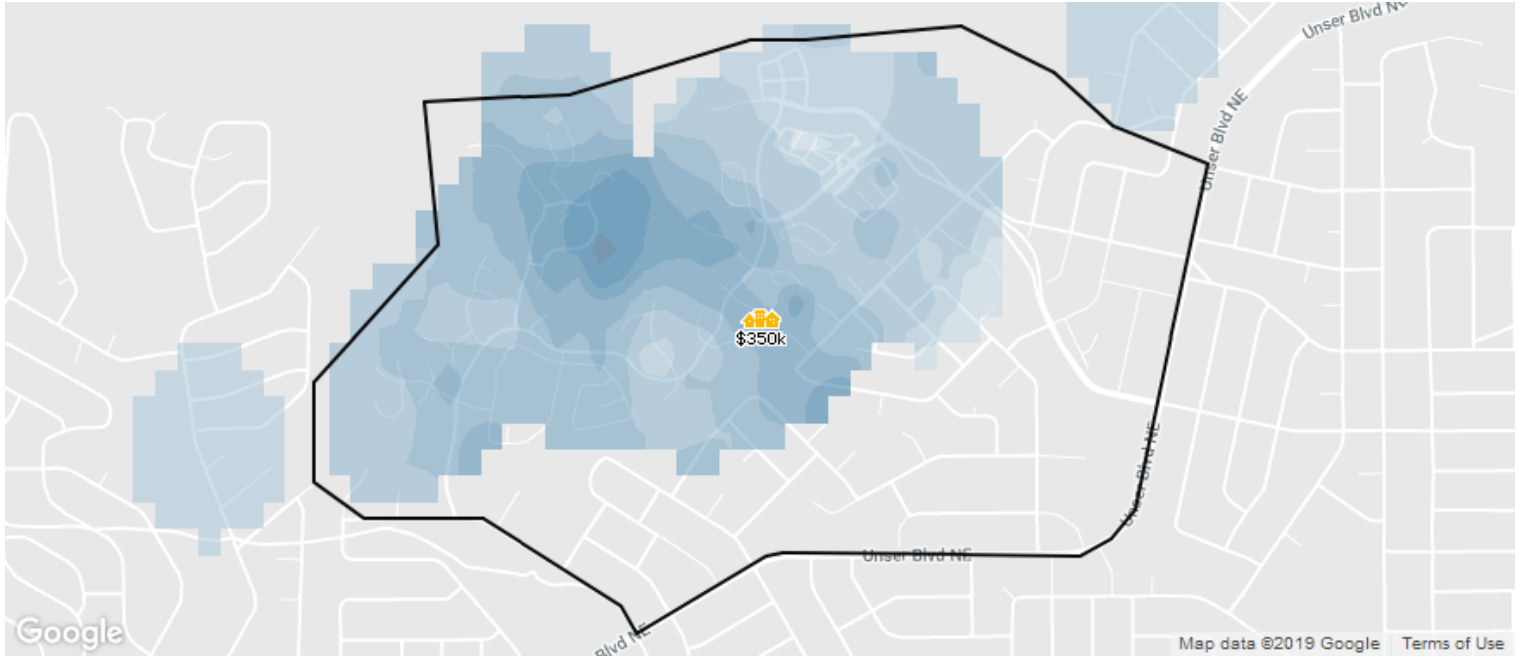
MARKET ACTIVITY REPORT

Mariposa, Rio Rancho



Mariposa Subdivision in Rio Rancho, NM

Market Snapshot: Estimated Home Values



This map layer shows the average estimated home values, based on the AVMs and RVMs® for properties in an area. Source(s): Public records and MLS data where licensed; updated Quarterly.

Median Est. Home Value

\$350K

Updated: 11/30/2018

Change Over Last Month

↑ **0.76%**

Change Over Last Quarter

↑ **4.47%**

Change Over Last 12 Months

↑ **5.72%**

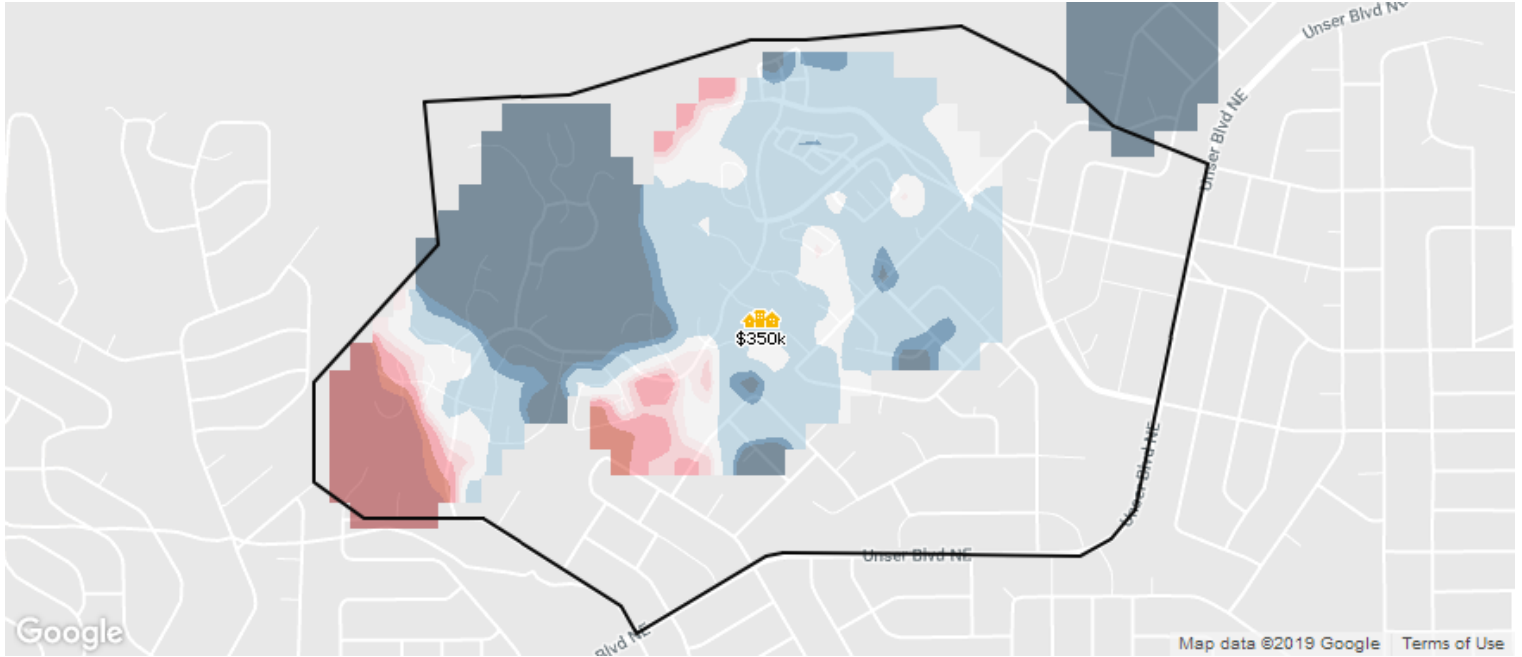
Change Over Last 24 Months

↑ **6.86%**

*About this Data: Estimated home values are generated by a valuation model and are not formal appraisals. Valuations are based on public records and MLS data where licensed. The metrics shown here reflect **SFR** data.*

Mariposa Subdivision in Rio Rancho, NM

Market Snapshot: 12-Month Change in Estimated Value



-15% 2.5% +20%

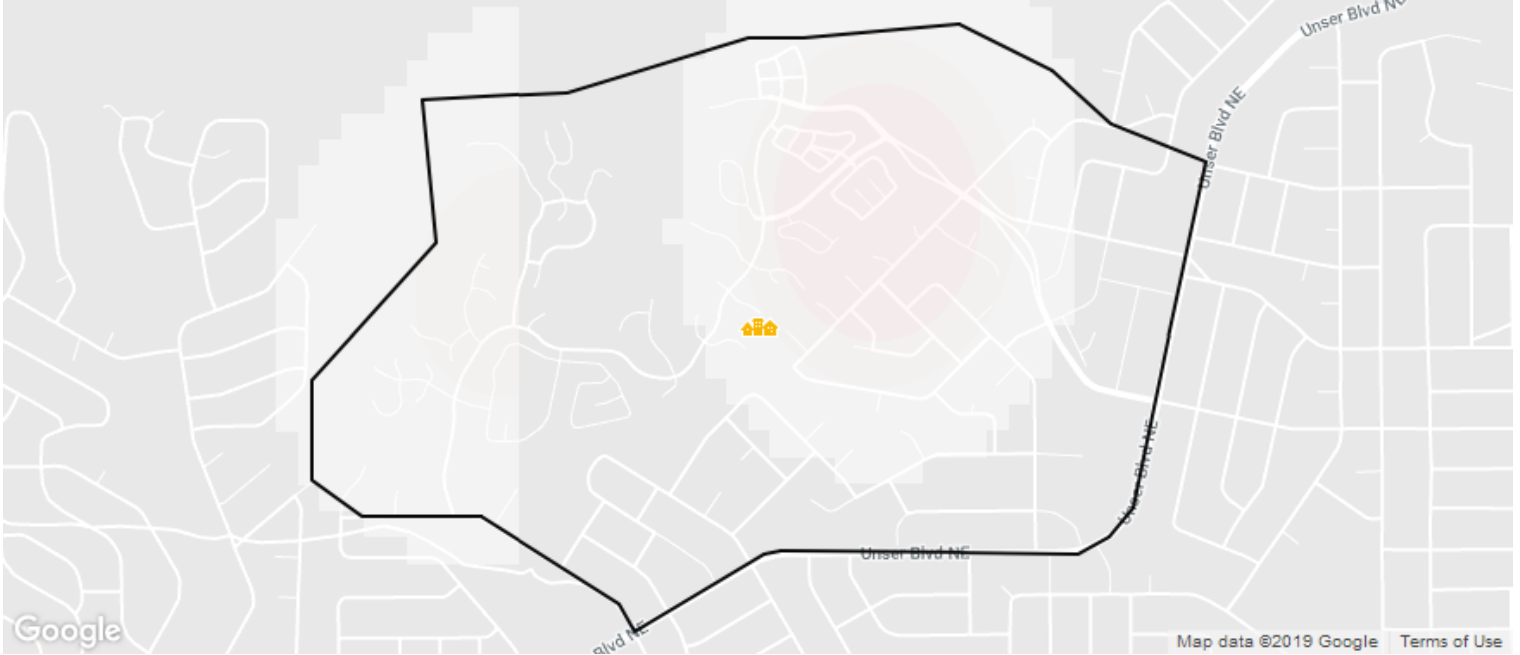
This map layer shows the change in estimated home values over the past 12 months, based on the AVMs and RVMs® for properties in an area. Source(s): Public records and MLS data where licensed; updated Quarterly.

<p>Median Est. Home Value</p> <p>\$350K</p> <p>Updated: 11/30/2018</p>	<p>Change Over Last 12 Months</p> <p>↑ 5.72%</p>	<p>Change Over Last 24 Months</p> <p>↑ 6.86%</p>	<p>Change Over Last 36 Months</p> <p>↑ 5.34%</p>
---	---	---	---

About this Data: Estimated home values are generated by a valuation model and are not formal appraisals. Valuations are based on public records and MLS data where licensed. The metrics shown here reflect **SFR** data.

Mariposa Subdivision in Rio Rancho, NM

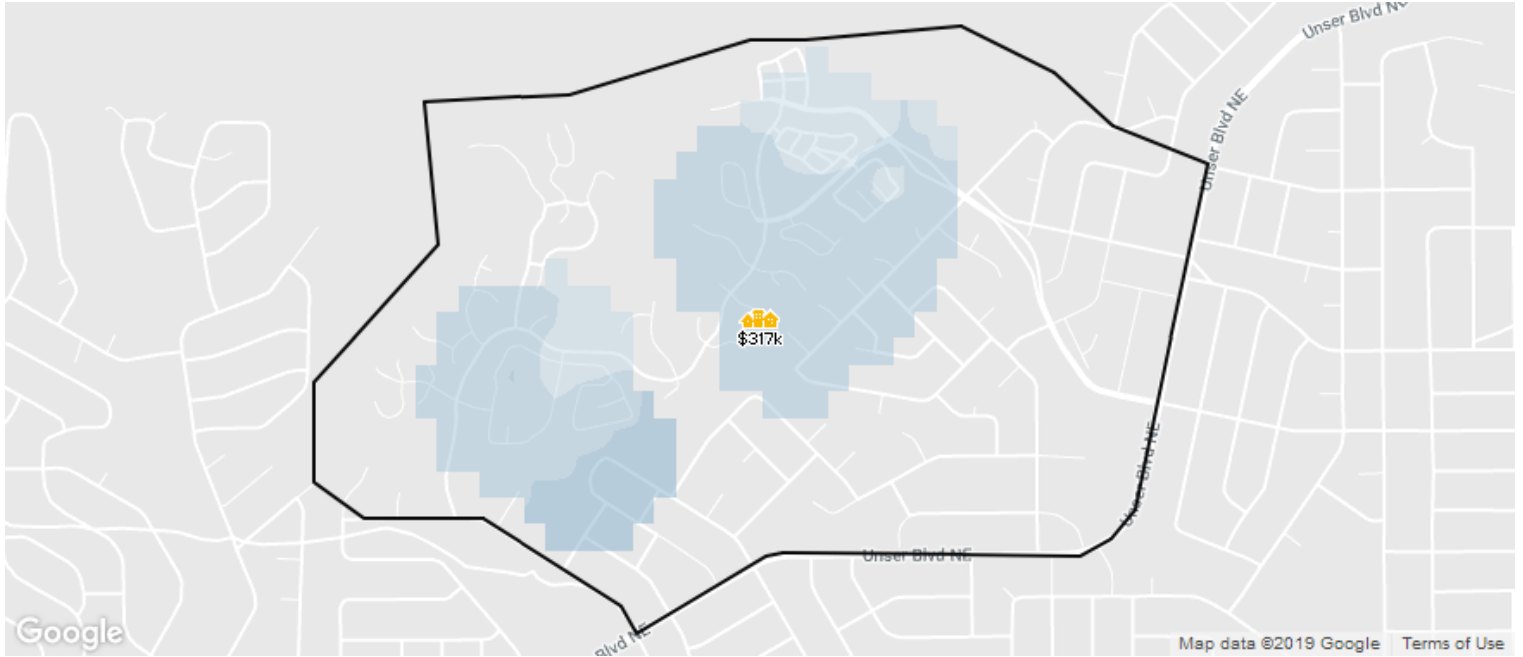
Market Snapshot: Concentration of Distressed Properties



This map layer shows the concentration of distressed properties, in areas where RPR has MLS data. Source(s): MLS data; updated Quarterly.

Mariposa Subdivision in Rio Rancho, NM

Market Snapshot: Sales Price



This map layer shows the average sales price for properties sold in the previous six months, in areas where RPR has MLS data. Source(s): MLS data; updated Quarterly.



Median Sales Price

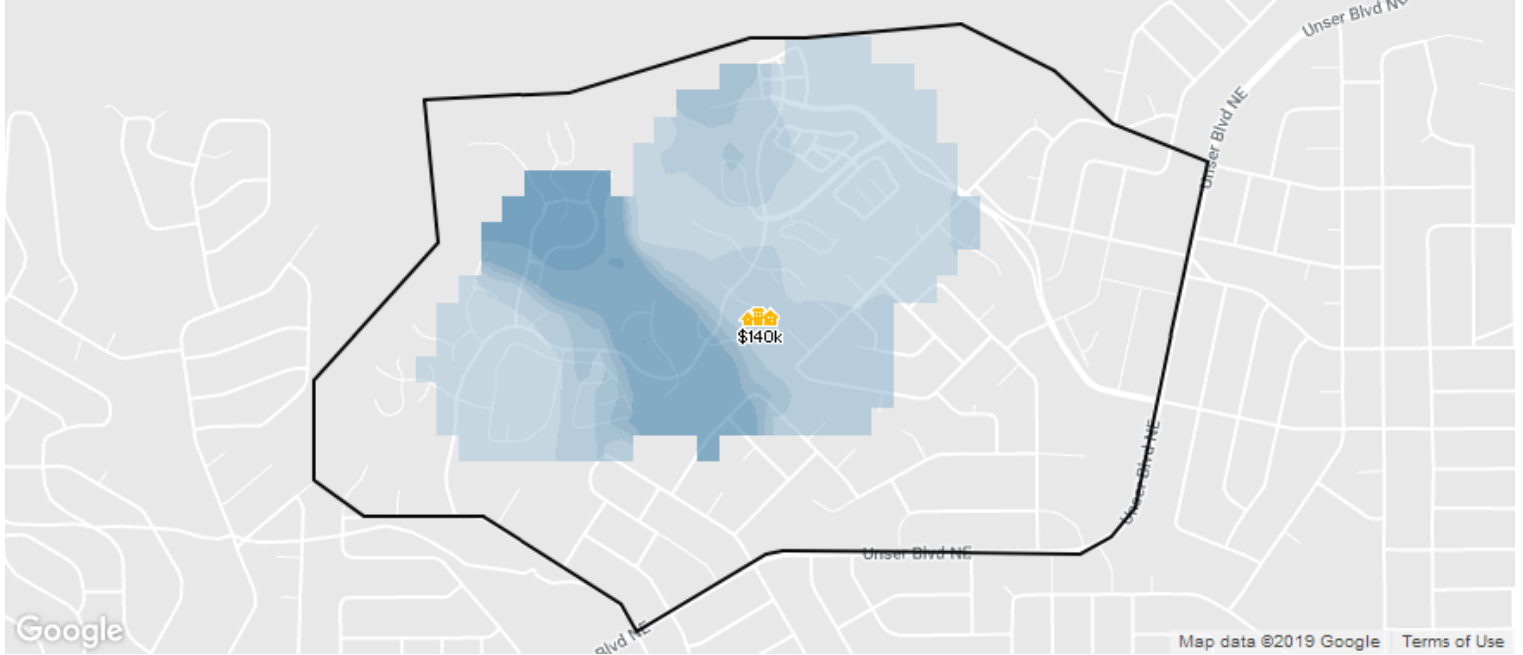
\$317K

Updated: 11/30/2018

About this data: The Metrics displayed here reflect average sales price for **SFR** using **MLS listing** data.

Mariposa Subdivision in Rio Rancho, NM

Market Snapshot: List Price



<\$100k
 \$500k
 >\$5m

This map layer shows the average listing price for properties in the previous six months, in areas where RPR has MLS data. Source(s): MLS data; updated Quarterly.

<p>Median List Price</p> <p>\$140K</p> <p>Updated: 11/30/2018</p>	<p>Change Over Last Month</p> <p>↓ 1.58%</p>	<p>Change Over Last Quarter</p> <p>↑ 4.49%</p>	<p>Change Over Last 12 Months</p> <p>↑ 24.78%</p>	<p>Change Over Last 24 Months</p> <p>↓ 44.03%</p>
---	--	---	--	---

About this data: The Metrics displayed here reflect average sales price for **SFR** using **MLS listing** data.